



District Report Card: 2017


State: Bihar	District: Khagaria
Class: 8	Subject: Language
Schools: 51	Students: 1220


Participation/Coverage


Students

<div>GENDER</div> <div></div>	Boys		Girls	
	Number	%	Number	%
	588	48.20	632	51.80

<div>AREA</div> <div></div>	Rural		Urban	
	Number	%	Number	%
	1150	94.26	70	5.74

<div>CATEGORY</div> <div></div>	SC		ST		OBC		GEN	
	Number	%	Number	%	Number	%	Number	%
	162	13.28	3	0.25	918	75.25	137	11.23

<div>CWSN</div> <div></div>	LD	VI	HI	S&LD	ID	Oth
	0	0	15	1	1	4

<div>Management</div> <div></div>	Government		Government-aided	
	Number	%	Number	%
	1195	97.95	25	2.05

Average Performance of Students in Language (%)

Overall	Gender		Area		Management		Social Group			
	Male	Female	Rural	Urban	Govt.	Aided	SC	ST	OBC	GEN
57.46	59.29	55.76	57.30	60.10	57.55	53.07	51.85	40.00	57.66	63.11

Performance on Learning Outcomes (LOs)

Learning Outcomes	Description	Average Performance(%)
L813	Read textual/non-textual materials with comprehension and identifies the details, characters, main idea and sequence of ideas and events while reading	57.46

Range of Performance of Students who Answered Correctly							
Below 30%		30% - 50%		50% - 75%		Above 75%	
Number	%	Number	%	Number	%	Number	%
151	12.38	300	24.59	494	40.49	275	22.54

Lowest Performing Learning Outcomes (LOs)

1 - Read textual/non-textual materials with comprehension and identifies the details, characters, main idea and sequence of ideas and events while reading (57.46)